

INSTRUCTIONS FOR USE
PHEXXI® (FEX ee)
(lactic acid, citric acid, and potassium bitartrate)
vaginal gel

For Vaginal Use Only

These Instructions for Use contain information on how to use PHEXXI vaginal gel. Make sure that you read, understand, and follow the Instructions for Use before using PHEXXI and each time you get a refill. There may be new information.

Contents:

- Each box contains either 3 or 12 foil pouches.
- Each foil pouch contains a pre-filled applicator and plunger rod (see Figure A).
- Each pre-filled applicator contains 1 dose of PHEXXI for 1-time use (single use).

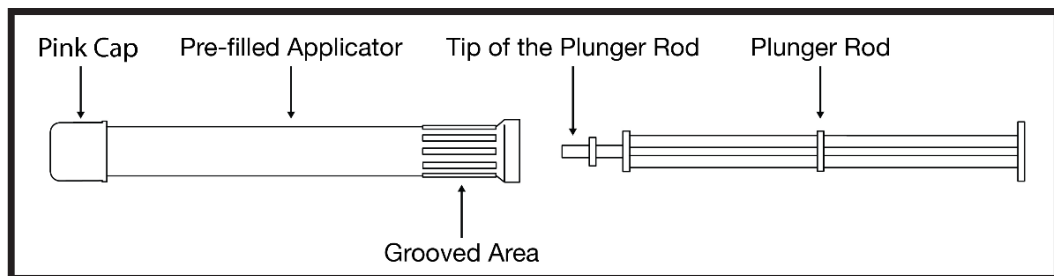


Figure A

Important Information You Need to Know Before Using PHEXXI

- Use 1 dose of PHEXXI **within 1 hour** before you have vaginal sex.
- A new PHEXXI pre-filled applicator must be used **each time** you have vaginal sex. If you have vaginal sex more than 1 time within 1 hour, **a new PHEXXI pre-filled applicator must be used.**

Prepare to Use PHEXXI

Keep the pre-filled applicator and plunger rod in the foil pouch until you are ready to use PHEXXI.

Step 1: Wash Your Hands

- Wash your hands with soap and water before opening the foil pouch.

Step 2: Remove the Pre-filled Applicator and Plunger Rod from the Foil Pouch

- Remove the pre-filled applicator and plunger rod from the foil pouch (see Figure B).

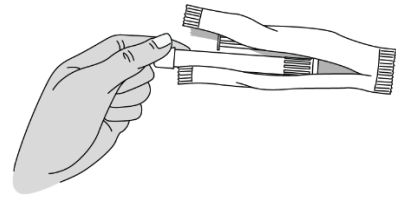


Figure B

Important: Do not remove the pink cap until instructed in Step 4.

Insert PHEXXI Gel

Step 3: Insert the Plunger Rod

- Gently and slowly insert the plunger rod into the pre-filled applicator. Push until you feel the tip of the plunger rod connect to the inside of the pre-filled applicator (see Figure C).
- **Do not** push hard or continue to push after the tip of the plunger rod connects to the inside of the pre-filled applicator. This could cause the gel to go into the pink cap.
- Use a new pre-filled applicator if the gel goes into the pink cap.

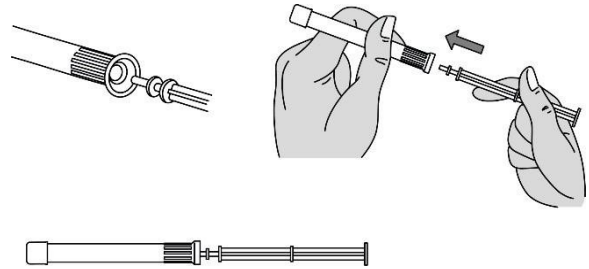


Figure C

Step 4: Remove the Pink Cap

- After the plunger rod is connected to the pre-filled applicator, remove the pink cap from the pre-filled applicator (see Figure D).
- The extra space between the gel and the end of the pre-filled applicator is normal.
- The pre-filled applicator is now ready for use.

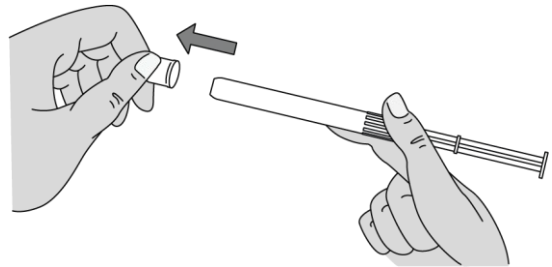


Figure D

Step 5: Insert the PHEXXI Pre-filled Applicator into the Vagina

- Hold the pre-filled applicator at the grooved area closest to the plunger rod (see Figure E).
- Gently insert the pre-filled applicator into the vagina as far as it will comfortably go while you continue to hold it by the grooved area firmly. This can be done sitting with your knees apart, lying on your back with your knees bent (see

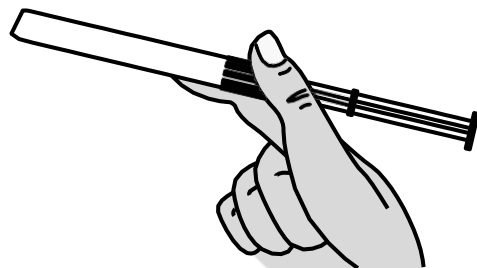


Figure E

Figure F), or while standing with your feet apart or knees bent.

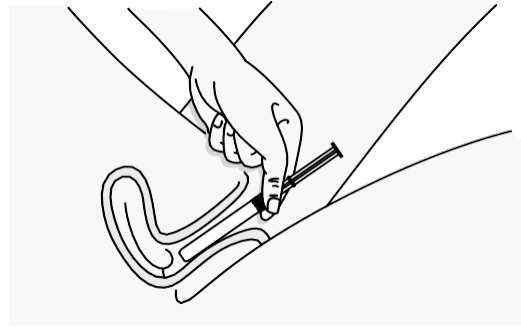


Figure F

Step 6: Insert PHEXXI Gel

- While the pre-filled applicator is inserted in your vagina, use your index finger to push the plunger rod down until it stops. This is to make sure you receive the entire dose of PHEXXI (see Figure G).
- It is normal for a small amount of gel to be left in the applicator. You will still get the right dose.

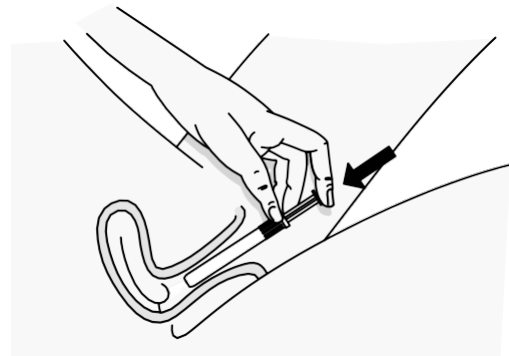


Figure G

Step 7: Remove the Used PHEXXI Pre-filled Applicator

- Gently remove the plunger rod and pre-filled applicator from the vagina (see Figure H) and throw away (dispose of) the used pre-filled applicator.
- PHEXXI should be used **within 1 hour before each time you have vaginal sex**. Use a new pre-filled applicator if you do not have vaginal sex within 1 hour of inserting PHEXXI gel and you still plan to have vaginal sex.

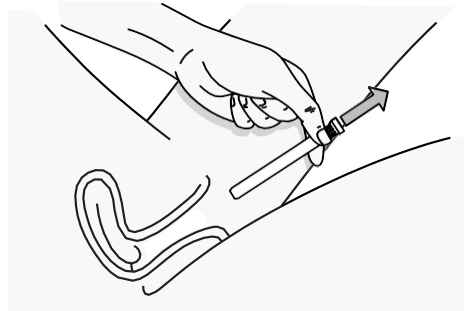


Figure H

Disposing of PHEXXI

Step 8: Throw Away (Dispose of) the Used PHEXXI Pre-filled Applicator

- Used PHEXXI pre-filled applicators and caps should be disposed of in the trash. The cap may be a potential choking hazard.

Storing PHEXXI

- Store PHEXXI at room temperature between 68°F to 77°F (20°C to 25°C).
- Store PHEXXI in the original foil pouch.

Keep PHEXXI and all medicines out of the reach of children.

These Instructions for Use have been approved by the U.S. Food and Drug Administration.

For more information, including full prescribing information and information on patient safety, go to www.phexxi.com or call 1-833-EVFM BIO.

Manufactured for Evofem, Inc., a wholly owned subsidiary of Evofem Biosciences, Inc.
©2021 Evofem, Inc. All rights reserved.

Issued: April 2021